


Rosetta Stone Help Guide





Unit 1: Language Basics



Unit 2: Greetings and Introductions



Unit 3: Work and School



Unit 4: Shopping



Unit 1 > Lesson 1

Listening

In Progress

December 22, 2011

About 10 minutes

Continue



Your selected course for Unit 1



Explore all activities for Unit 1



Unit 1

Course Settings

Audio Settings

Program Settings

School

Learn about Dynamic Immersion™

Set Preferences



Continue to next screen

Use speech recognition

Rosetta Stone Interface Language:

English

English

Español

日本語

Français

Italiano

한국어

汉语

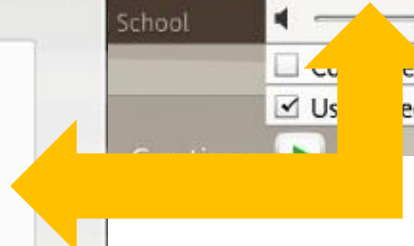
Deutsch

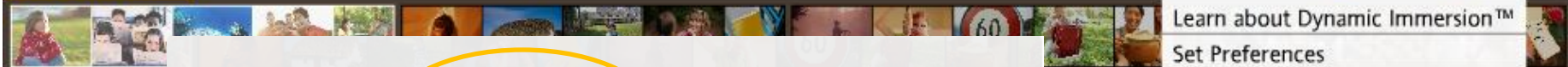
Application Updates

Automatically

Cancel Changes

Apply Changes





Unit 1: L

Course Settings

Audio Settings

Program Settings

Learn about Dynamic Immersion™

Set Preferences



Continue to next screen

Use speech recognition

Device Settings

Available microphones:

- HD Audio front mic - Microphone

Microphone Setup

Refresh List

Speaker Volume

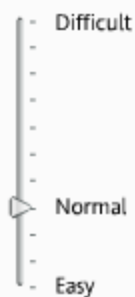
Speech Recognition Settings

Use speech recognition

Speech Precision Level

Rosetta Stone Speech Recognition performs best when it knows your voice type:

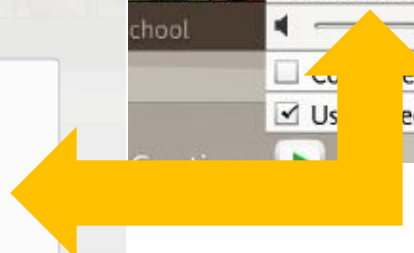
- Female Male
- Under 14?



Answer Sounds Settings

Disable Answer Sounds

Cancel Changes Apply Changes





Unit 1: L

Course Settings

Audio Settings

Program Settings

Device Settings

Available microphones:

- HD Audio front mic - Microphone

Microphone Setup

Refresh List

Speaker Volume

Speech Recognition Settings

Use speech recognition

Rosetta Stone Speech Recognition performs best when it knows your voice type:

- Female Male
- Under 14?

Speech Precision Level

Difficult
Normal
Easy

Answer Sounds Settings

Disable Answer Sounds

Cancel Changes Apply Changes

Microphone Setup

Microphone setup was not successful.
Click Repeat Setup to try again.

Repeat Setup

1, 2, 3, 4, 5



Help

Cancel

Course Settings

Audio Settings

Program Settings

Continue automatically to next screen

Typing Precision:

Case sensitive

Punctuation sensitive

Keyboard layout English



Cancel Changes Apply Changes

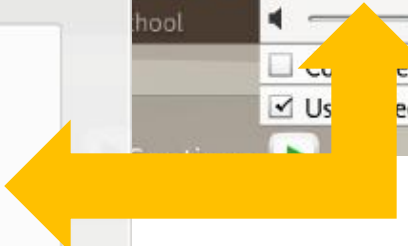
Learn about Dynamic Immersion™

Set Preferences



Continue to next screen

Use speech recognition



The Alphabet

Aa	Bb	Cc
Dd	Ee	Ff
Gg	Hh	Ii
Jj	Kk	Ll
Mm	Nn	Oo
Pp	Qq	Rr
Ss	Tt	Uu
Vv	Ww	Xx
Yy	Zz	

Aa

apple

black

laugh

able

day


train

great

gauge

- About This Screen
- Help on Rosetta Stone
- User's Guide
- Course Contents
- Alphabet
- About Rosetta Stone

Click here to resume your session





Unit 1: Language Basics



Unit 2: Greetings and Introductions



Unit 3: Work and School



Unit 4: Shopping



tutor1

Switch user

Choose Language Level:

English (American)

Spanish (Latin America)

Level 1

Level 2

Level 3

Level 4



Continue



 Core Lesson	 Core Lesson	 Core Lesson	 Core Lesson	 Milestone
 Pronunciation	 Pronunciation	 Pronunciation	 Pronunciation	
 Vocabulary	 Vocabulary	 Vocabulary	 Vocabulary	
 Grammar	 Grammar	 Grammar	 Grammar	
 Listening and Reading	 Listening and Reading	 Listening and Reading	 Listening and Reading	
 Reading	 Reading	 Reading	 Reading	
 Writing	 Writing	 Writing	 Writing	
 Listening	 Listening	 Listening	 Listening	
 Speaking	 Speaking	 Speaking	 Speaking	
 Review	 Review	 Review	 Review	